


Explore the Options

ARTHUR R. OUTLAW MOBILE CONVENTION CENTER





Located on the waterfront in Downtown Mobile, the beautiful, state-of-the-art Arthur R. Outlaw Mobile Convention Center has become one of the premier convention facilities in the nation.

Winner of numerous architectural awards, the Mobile Convention Center takes full advantage of its superb waterfront setting. The Center's exterior incorporates outdoor terraces, river walks, and expansive riverfront windows, affording magnificent views of the Mobile River.

The Mobile Convention Center has mastered the requirements of accessibility, flexibility, and amenities to accommodate a variety of events, including conventions, meetings, trade and consumer shows, and private parties. The facility offers services and hospitality to ensure the success of every event.

Arthur R. Outlaw Mobile Convention Center Facts

Total Center Gross Square Feet— 317,000

| | |
|---------------------------|-----------------|
| Exhibit Hall | 100,000 sq. ft. |
| Ballroom | 15,500 sq. ft. |
| Meeting Space | 26,500 sq. ft. |
| Lobby/Prefunction | 52,000 sq. ft. |
| Outdoor/River Terraces | 45,000 sq. ft. |

Other Amenities

- VIP Lounge overlooking Exhibit Hall and River
- Ballroom stage and two dressing rooms
- Meeting Planner and Show Manager offices overlooking Exhibit Hall and VIP Lounge
- Registration secured storage area
- Full-service kitchen with complete corridor access
- Two permanent concession stands, one with outdoor seating

General Center Information

- The Exhibit Hall offers a minimum ceiling height of 30 feet.
- Light level is 80 ft. candles. Incandescent is 25 ft. candles.
- Space divisible in 50/50 split.
- Columns located on 150 ft. centers, total of eight. 54,000 sq. ft. is unobstructed space.
- Floor load capacity is 350 lbs. per sq. ft. Prefunction space is designed to accommodate registration and a variety of special events. Full theatrical services are available in Exhibit Hall and Ballroom with supplementary equipment. The building meets all requirements for handicapped accessibility.

Parking

- 286 parking spaces under Center
- 1,550 additional spaces connected to Center by skywalk.

Building Access

Two main entrances located on Water Street. Shuttle drop-off located on Water Street with covered canopies. Parking level accessibility located on Government Street. Hotel accessibility by covered, elevated skywalk across Water Street.

Utilities

Electrical service in Center is designed to accommodate a variety of electrical needs. Exhibit Hall utilities, including electrical, water, and compressed air, are delivered by 30 ft. center flush mounted ground boxes.

- 120 volt, 1 phase, 20 amps
- 120/208 volt, 3 phase, 4 wire with ground, 1 receptacle, 60 amps
- 277/480 volt, 3 phase, 100 amps available at 150 ft. columns

Telephone

A telephone conduit system is available with the Exhibit Hall with 25 instruments available from each utility box.

Lighting

Lighting in Exhibit Hall is a combination of metal halide and high-pressure sodium. Incandescent lighting is of a quartz source. Light levels are easily adjustable to meet lighting needs.

Freight Access

Seven covered docks are available on the Exhibit Hall Level, with two drive-in access doors. Freight access also to Parking level.

Freight Elevation

Two 8'x10', 7,000 lb. freight elevators connect the Parking, Exhibit Hall, and Concourse levels.

Security System

Surveillance television cameras, smoke, and fire detectors monitor the entire Center from a central security office.

Audio/Video/Data Cables

Cables may be pulled through auxiliary conduits in the Exhibit Hall. Up/down links can be wired into the building via existing raceways.

Food Service

Catering services are available to accommodate small meetings to large banquets. The integrity of the Exhibit Hall allows for dinner functions as well.

Exhibit Hall Level:

- Two permanent concession stands on either side of 50/50 split, with indoor and outdoor seating.

Concourse Level:

- Full-service kitchen with service corridors. There are numerous portable concession carts available for flexibility and mobility.

Communications

Master antenna television distribution system is available throughout entire Center.

Medical Emergencies

An emergency first aid station is located on the Exhibit Hall level. Health care officials can be provided upon request.

Floor Load

Exhibit Hall floor load is 350 lbs. per



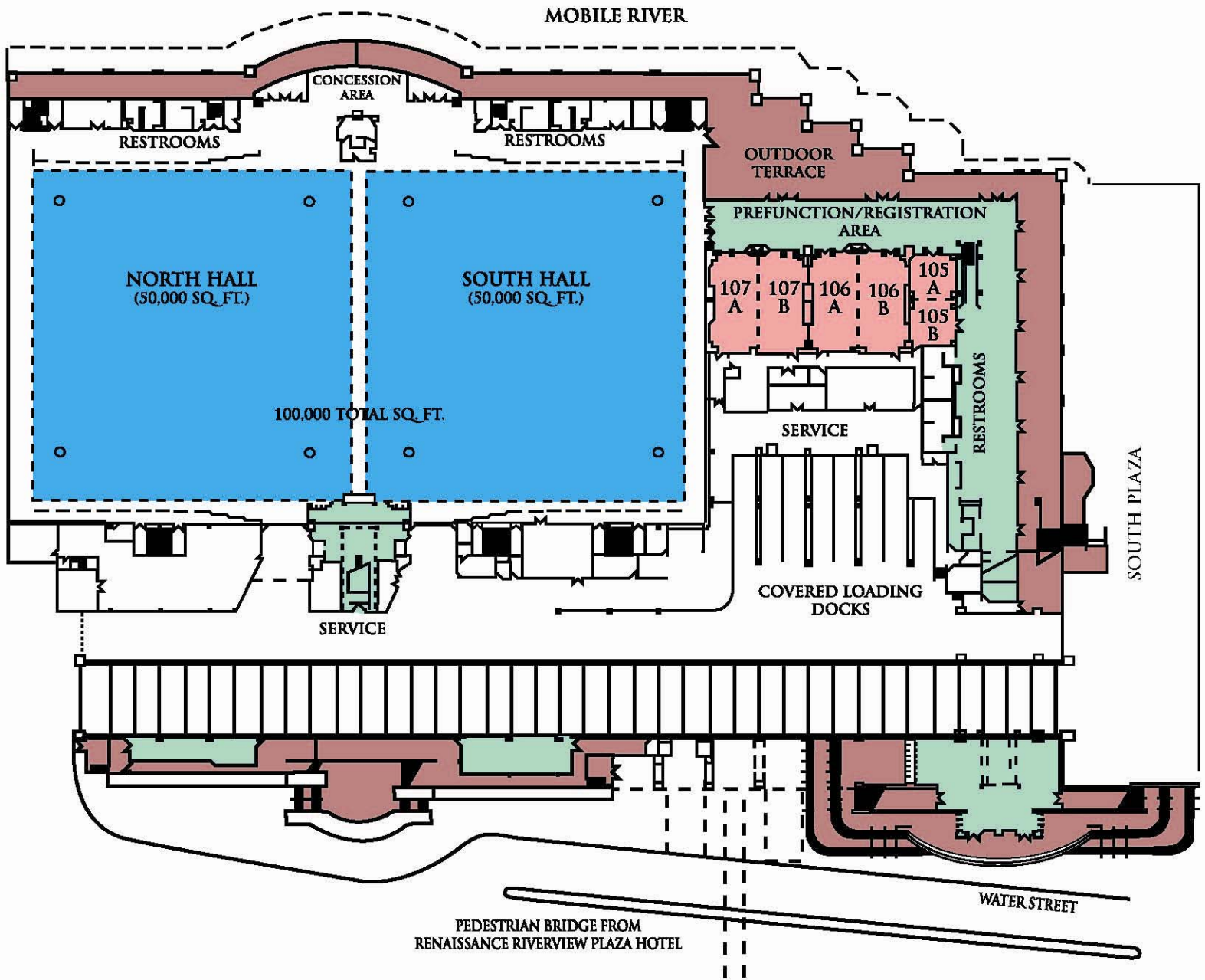
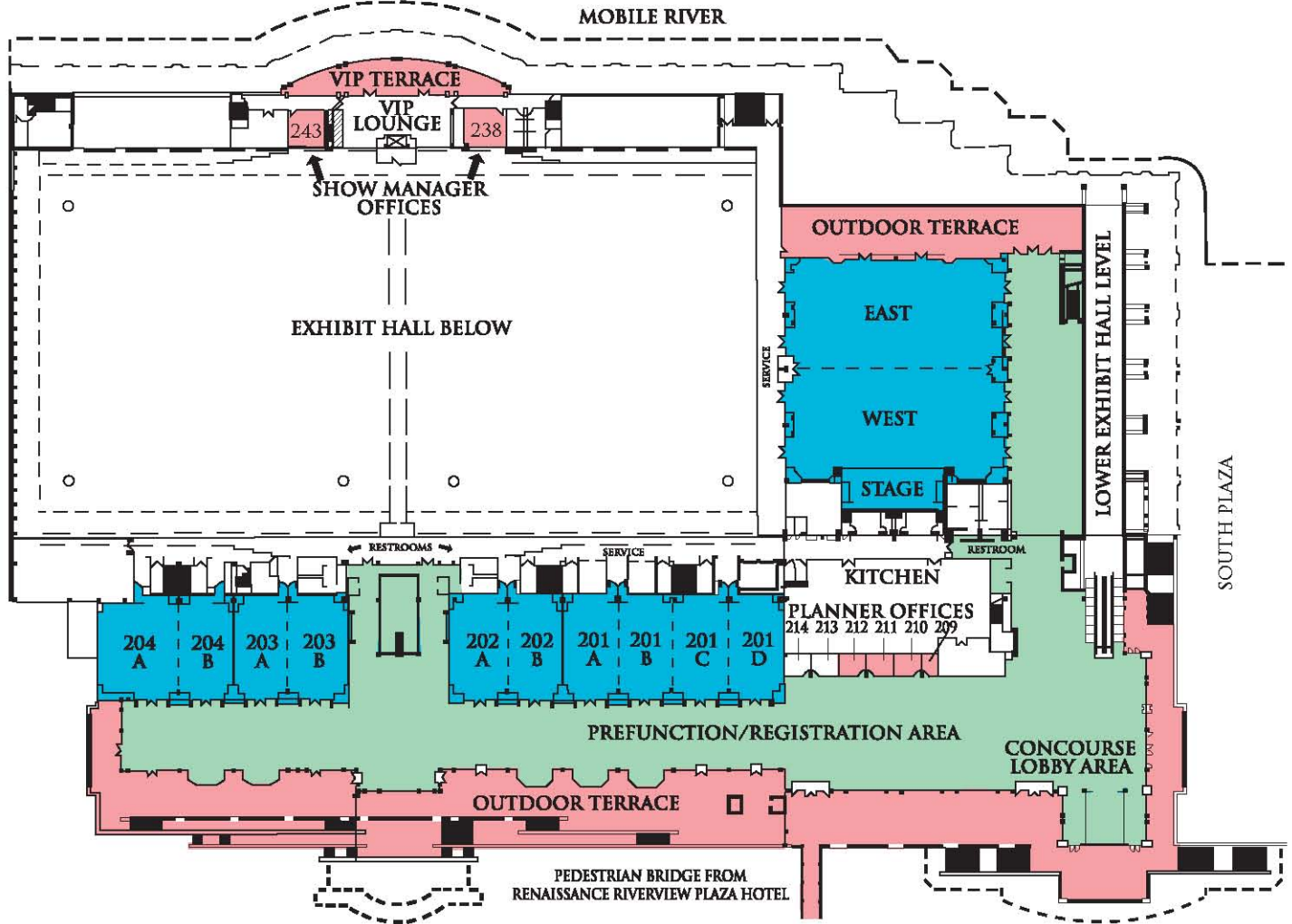


exhibit hall level

| ROOM | ROOM DIMENSIONS | | | ROOM CAPACITIES | | | | EXHIBITS |
|--|-----------------|--------------|----------------|--------------------------------------|---------|----------------------|-----------|------------------|
| | Square Feet | Size in Feet | Ceiling Height | Banquet 60" Rounds | Theatre | Classroom 18" Tables | Reception | 10' x 10' Booths |
| North Hall | 50,000 | 234 x 208 | 30' | 4,140 | 5,555 | 4,448 | 5,286 | 267 |
| South Hall | 50,000 | 234 x 208 | 30' | 4,140 | 5,555 | 4,448 | 5,286 | 267 |
| Combined | 100,000 | 234 x 216 | 30' | 8,280 | 11,110 | 8,896 | 10,572 | 534 |
| Meeting Rooms | | | | | | | | |
| 105 A | 700 | 27 x 24 | 12' | 40 | 77 | 45 | 72 | |
| 105 B | 700 | 27 x 24 | 12' | 40 | 77 | 45 | 72 | |
| Combined | 1,400 | 27 x 48 | 12' | 90 | 154 | 90 | 144 | N/A |
| 106 A | 1,600 | 58 x 27 | 12' | 100 | 177 | 100 | 167 | |
| 106 B | 1,600 | 58 x 27 | 12' | 100 | 177 | 100 | 167 | |
| Combined | 3,200 | 58 x 55 | 12' | 230 | 354 | 210 | 334 | 18 |
| 107 A | 1,500 | 58 x 26 | 12' | 100 | 166 | 100 | 156 | |
| 107 B | 1,600 | 58 x 27 | 12' | 100 | 177 | 100 | 167 | |
| Combined | 3,100 | 58 x 53 | 12' | 230 | 343 | 210 | 323 | 17 |
| Prefunction/Registration Area = 13,000 sq. ft. | | | | All areas are handicapped accessible | | | | |
| Outdoor/River Terraces = 20,000 sq. ft. | | | | | | | | |



concourse level

| ROOM | ROOM DIMENSIONS | | | ROOM CAPACITIES | | | | EXHIBITS |
|--|-----------------|--------------|---|---|---------|----------------------|-----------|------------------|
| | Square Feet | Size in Feet | Ceiling Height | Banquet 60" Rounds | Theatre | Classroom 18" Tables | Reception | 10' x 10' Booths |
| Ballroom | | | | | | | | |
| East | 7,000 | 105 x 60 | 22' | 450 | 685 | 462 | 737 | 40 |
| West | 7,000 | 105 x 60 | 22' | 450 | 735 | 462 | 737 | 40 |
| Combined | *15,508 | 105 x 120 | 22' | 1000 | 1,600 | 924 | 1,474 | 80 |
| Meeting Rooms | | | | | | | | |
| 201 A | 1,700 | 54 x 30 | 17' | 90 | 172 | 102 | 178 | |
| 201 B | 1,700 | 54 x 30 | 17' | 90 | 172 | 102 | 178 | |
| 201 C | 1,700 | 54 x 30 | 17' | 90 | 172 | 102 | 178 | |
| 201 D | 1,700 | 54 x 30 | 17' | 90 | 172 | 102 | 178 | |
| Combined | 6,834 | 54 x 120 | 17' | 360 | 830 | 519 | 712 | 38 |
| 202 A | 1,800 | 54 x 32 | 17' | 90 | 172 | 102 | 189 | |
| 202 B | 1,700 | 54 x 30 | 17' | 90 | 172 | 102 | 178 | |
| Combined | 3,536 | 54 x 62 | 17' | 200 | 397 | 231 | 367 | 20 |
| 203 A | 1,700 | 54 x 30 | 17' | 90 | 172 | 102 | 178 | |
| 203 B | 1,800 | 54 x 32 | 17' | 90 | 172 | 102 | 189 | |
| Combined | 3,536 | 54 x 62 | 17' | 200 | 397 | 231 | 367 | 20 |
| 204 A | 2,500 | 54 x 43 | 17' | 200 | 288 | 168 | 262 | |
| 204 B | 1,700 | 54 x 30 | 17' | 90 | 172 | 102 | 178 | |
| Combined | 4,252 | 54 x 73 | 17' | 300 | 484 | 309 | 440 | 24 |
| Meeting Planner/Registration & Storage Offices | | | | | | | | |
| 209 | 108 | 9 x 12 | 9' | N/A | N/A | N/A | N/A | N/A |
| 210,211,212 | 180 | 15 x 12 | 9' | N/A | N/A | N/A | N/A | N/A |
| Show Managers Offices | | | | | | | | |
| 243 | 440 | 20 x 22 | 9' | N/A | N/A | N/A | N/A | N/A |
| 238 | 440 | 20 x 22 | 9' | N/A | N/A | N/A | N/A | N/A |
| VIP Lounge | 1,500 | 24 x 58 | Accessibility via VIP elevator. | | | | | |
| Kitchen | 5,500 | 50 x 110 | Accessibility to all areas via service corridors. | | | | | |
| *Additional square footage includes a 45' x 16' Stage and two (2) 12' x 22' Dressing Rooms | | | | | | | | |
| Prefunction/Registration Area = 39,000 sq. ft. | | | | | | | | |
| Outdoor/River Terraces = 25,000 sq. ft. | | | | All areas are handicapped accessible | | | | |